

Cinco minutos de español


Start the lesson with *Cinco minutos de español*. Greet the pupils with *buenos días*, *chicos* eliciting *buenos días*, *Señora/Señorita/Señor* in reply. Ask: *¿Qué tal?* and elicit: *estoy bien, gracias*. Practise counting to 10 in Spanish, firstly as a group, then in sequence, pointing to one pupil after another in order. *¡Ahora contemos en español!* (Now let's count in Spanish!) Finally, count in sequence pointing to pupils at random. You could repeat one of the previous *Cinco minutos de español* exercises, practising *¿Qué tal?* or *¿Cómo te llamas?*

At the end of each lesson, say *adiós*, *chicos* and elicit the reply, *adiós, Señora/Señorita/Señor*.




Ejercicio 1 – Escuchar


Play the story (Track 12 on the CD), pausing as necessary.

 Ask the pupils if they understood any of the story. Could they work out any of what was happening?

Ejercicio 2 – Escuchar/Leer

Display the audio enhanced e-storybook on the IWB.

 Click on the speech bubbles to hear what the characters are saying. Ask the pupils if they understand more now.

 Brainstorm the meaning of the entire story as a class-wide exercise. To hear the pronunciation of individual words/phrases, click on the words in the *Vocabulario* lists on each page or in the *Vocabulario* list at the end of the book.

Ejercicio 3 – Hablar

Firstly, practise the pronunciation of *¿Cuántos años tienes?* and the answer (*tengo ... años*). Initiate a question chain with you, the teacher, starting by asking a first pupil *¿Cuántos años tienes?* and eliciting the answer: eg *tengo siete años*. The first pupil asks the next and so on until the chain is complete when the last pupil asks the first and that pupil answers with his/her age.

Ejercicio 4 – Hablar

Choose three pupils to act out the play (script of story is on page 128). If appropriate, ask another three to perform it again.

Vocabulario

(Track 13)

¿cuántos años tienes?	how old are you?
tengo seis años	I'm six (years old)
tienes siete años	you're seven (years old)
¿tienes siete años?	Are you seven (years old)?
dentro de poco es	soon it is
mi cumpleaños	my birthday
de momento (tú) eres	at the moment you are
un bebé	a baby

Vocabulario ya usado

buenos días	hello
¿cómo te llamas?	what's your name?
¿y tú?	and you?
yo	I
tengo	I have
me llamo...	my name is...
pero	but
no	no
sí	yes

Vocabulario para el profesor

(Track 14)



¡ahora contemos en español!	now let's count in Spanish! (pl)
-----------------------------	----------------------------------

Next, divide the class into groups and ask them to make up their own role play using the vocabulary on the flashcards (page 36). The role plays should include:

- ❖ giving a greeting
- ❖ asking and saying how one is
- ❖ asking and saying one's name
- ❖ asking and saying one's age
- ❖ saying goodbye

The pupils can give made-up names and ages if they wish.

Ejercicio 5 – Escuchar/Hablar

 Listen to Tracks 15 and/or 16 on the CD of a Spanish speaker pronouncing the various ages. Pause the CD and ask pupils to show the appropriate number of fingers for the age stated and to repeat the pronunciation after the speaker.  The numbers are given in order on Track 15 and randomly on Track 16.

Track 15

tengo un año
tengo dos años
tengo tres años
tengo cuatro años
tengo cinco años
tengo seis años
tengo siete años
tengo ocho años
tengo nueve años
tengo diez años

Track 16


tengo seis años
tengo un año
tengo ocho años
tengo diez años
tengo tres años
tengo dos años
tengo nueve años
tengo cuatro años
tengo siete años
tengo cinco años

Traducción del cuento

I'm six

page 2
 Hello, my name is Sofía. What's your name?
 My name is Marta. How old are you?
page 3
 I'm six. And you?
 I'm five.
page 4
 I'm eight.
page 5
 No, you're seven!
 It will soon be my birthday.
page 6
 Yes, but you're seven at the moment!
 And you, you're a baby!
page 7
 No!
 Ow! Mum!

Ejercicio 6 – Escuchar/Hablar

 Put pupils into pairs and give each pair a set of number flashcards (page 31). Pupil A asks Pupil B *¿Cuántos años tienes?* and holds up a flashcard at random. Pupil B must answer, eg *tengo ... año(s)*, depending on the number shown on the flashcard. After a few turns, the pupils swap over. This can also be done with the number flashcards (page 30).

Ficha

Ficha 4a reinforces the vocabulary learnt in the unit.



Gramática

Talking about ages in Spanish

In Spanish, it is rarely necessary to say the subject pronoun before the verb. This is because the verb ending itself tells us who the subject is. Therefore subject pronouns are usually used only in contexts where the subject could be ambiguous or in order to emphasise the subject. We see Sofía and Marta telling us their ages by saying '*tengo seis años*' and '*tengo cinco años*' but as Luis wants to show off about how old he is, he says '*yo tengo ocho años.*' This emphasises the subject in much the same way as italics would in English: '*I'm 8 (years old).*'

Buenos días

Tengo cinco años.

¿Y tú?

¡No!

¡Mamá!

Me llamo Sofía.

¿Cómo te llamas?

Tú eres un bebé.

Tienes siete años.

Me llamo Marta.

Tengo ocho años.

¿Cuántos años tienes?

Sí.


Dentro de poco es
mi cumpleaños.

¿Cuántos años tienes?

Fill in the gaps in the speech bubbles with the correct number from the box at the bottom of the page.

me llamo _____

1.



2.



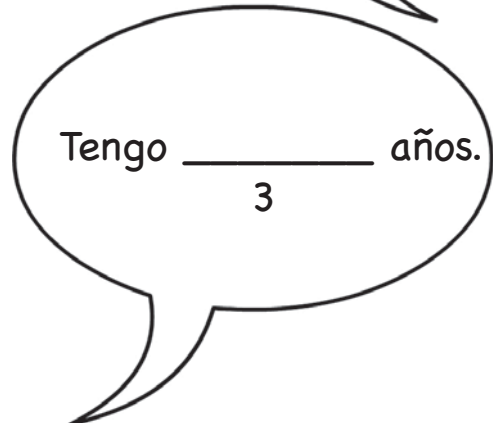
3.



4.



5.



un
seis

dos
siete

tres
ocho

cuatro
nueve

cinco
diez

Self-assessment sheet

Unidad
4
Yo puedo...

At the end of this unit I can...

	date	not yet	nearly	definitely
understand when somebody asks me my age				
say how old I am				
ask someone else how old they are				

Self-assessment sheet

Unidad
4
Yo puedo...

At the end of this unit I can...

	date	not yet	nearly	definitely
understand when somebody asks me my age				
say how old I am				
ask someone else how old they are				

Self-assessment sheet

Unidad
4
Yo puedo...

At the end of this unit I can...

	date	not yet	nearly	definitely
understand when somebody asks me my age				
say how old I am				
ask someone else how old they are				