

FRENCH ACTIVITY BOOK 4

Activity Books 3, 4, 5 and 6 are based on the successful La Jolie Ronde Schemes of Work for Years 3, 4, 5 and 6 created by Rachel Redfearn, MFL Adviser, Wakefield LA.

They have been devised by:

Lynne Sixsmith

Deputy Head teacher, St Anne's C. of E. Primary, Bishop Auckland, County Durham.
Advanced Skills Teacher and Lead Teacher for Primary Languages, Durham L.A.

and

Pam Blacklock

Primary Language Co-ordinator, Durham Johnston Language College.
Lead Teacher Durham L.A.

Project co-ordinated by:

Colette Leclercq-Hallam
Founder, La Jolie Ronde

Graphic Design: Crisp Design www.crisp-design.co.uk

Illustrations: Ian Ward

French consultant: Sylvie Moisan

First edition 2008

© La Jolie Ronde Ltd 2008

Acknowledgements:

With grateful thanks to Lynne's sons, David and Andrew and Pam's daughter, Jayne for their advice and patience.








All rights reserved. In all countries, no part of this publication or the accompanying recording may be resold, reproduced or transmitted in any form or by any means, or stored in a retrieval system of any nature without prior written permission from the copyright holder at the publisher's address. Application for permission for use of copyright material shall be made to the publisher. Full acknowledgement of author, publisher and source must be given. 'La Jolie Ronde' French for Children is the sole proprietor of the name 'La Jolie Ronde' in connection with language instructions, textbooks, recordings and language recordings throughout the world. The purchase or repurchase of this programme (Lesson notes and CDs) in no way entitles the purchaser or any other person to use the name 'La Jolie Ronde' in connection with the teaching of languages. The use of the name 'La Jolie Ronde' in such connection is hereby specifically prohibited unless formally authorised by contract with 'La Jolie Ronde'.

La Jolie Ronde is a registered Trade Mark.

Leçon 1

1 Associe le mot à l'image !

Can you write the correct part of the body underneath the pictures?

			
_____ _____	_____	_____	_____ _____
			
_____ _____	_____	_____ _____	

un nez

une tête

une bouche

des dents

des cheveux

des yeux

des oreilles

2 Ecris les mots par ordre alphabétique !

Now can you write them out in alphabetical order?

--

3 Dessine !

Can you draw the parts of the body in the boxes below?

--	--	--	--

une grosse tête

des cheveux
verts

des yeux
rouges

une grande
bouche

--	--	--

des dents noires
et marron

un nez énorme

des oreilles pointues

4 Dessine ton monstre !

Can you now draw your complete monster?

Mon monstre

Le monstre a une grosse tête,
Des cheveux verts, des yeux rouges, un nez énorme, une grande
bouche, des dents noires, des dents marron
Et des oreilles pointues !

--

5 Invente un rythme !

Can you make up a hand clap to this nursery rhyme?

Pomme de reinette

Pomme de reinette et pomme d'api,

Tapis tapis rouge

Pomme de reinette et pomme d'api,

Tapis tapis gris




Leçon 2

1 Associe les mots aux parties du corps !

Can you label the correct parts of the body? Use the words below to help you.

la jambe	le genou	le pied
le bras	le ventre	la main
l'épaule		







2 Arrange les mots !

Can you sort the parts of the body into 'le' and 'la' words?

la jambe, le pied, le ventre, l'épaule, le genou, le bras, la main	
le (masculin)	la (féminin)
not sure	

3 Chante !

Sing the song to the tune of Head, shoulders, knees and toes:



La tête, les épaules, les genoux et les pieds,
La tête, les épaules, les genoux et les pieds,
La tête, les épaules, les genoux et les pieds,
La tête, les épaules, les genoux et les pieds.

4 Invente un rythme !

Can you make up your own chant using hand actions to show what the words mean?

Grand, petit, gros,
Grand, petit, gros,
énorme, pointu,
énorme, pointu,
long, long, long !

