

C'est Français!

A Photocopiable French
Scheme for Primary Schools

Kathy Williams

Brilliant Publications publishes many other books for teaching modern foreign languages. To find out more details on any of the titles listed below, please log onto our website: www.brilliantpublications.co.uk.

100+ Fun Ideas for Practising Modern Foreign Languages
in the Primary Classroom 978-1-903853-98-6

Chantez Plus Fort! 978-1-903853-37-5
Hexagonie, Part 1 978-1-905780-59-4
Hexagonie, Part 2 978-1-905780-18-1
J'aime Chanter! 978-1-905780-11-2
J'aime Parler! 978-1-905780-12-9
Jouons Tous Ensemble 978-1-903853-81-8
French Pen Pals Made Easy 978-1-905780-10-5
Loto Français 978-1-905780-45-7
French Festivals and Traditions 978-1-905780-44-0
Unforgettable French 978-1-905780-54-9

¡Es Español! 978-1-903853-64-1
Juguemos Todos Juntos 978-1-903853-95-5
¡Vamos a Cantar! 978-1-905780-13-6
Spanish Pen Pals Made Easy 978-1-905780-42-6
Lotto en Español 978-1-905780-47-1
Spanish Festivals and Traditions 978-1-905780-53-2

Das ist Deutsch 978-1-905780-15-0
Wir Spielen Zusammen 978-1-903853-97-9
German Pen Pals Made Easy 978-1-905780-43-3
Deutsch-Lotto 978-1-905780-46-4
German Festivals and Traditions 978-1-905780-52-5

Giochiamo Tutti Insieme 978-1-903853-96-2
Lotto in Italiano 978-1-905780-48-8

Published by Brilliant Publications
Unit 10
Sparrow Hall Farm
Edlesborough
Dunstable
Bedfordshire
LU6 2ES, UK

Sales and stock enquiries:
Tel: 01202 712910
Fax: 0845 1309300
E-mail: brilliant@bebc.co.uk
Website: www.brilliantpublications.co.uk

General information enquiries:
Tel: 01525 222292

The name Brilliant Publications and the logo are registered trademarks.

Written by Kathy Williams
Cover and inside illustrations by Chantal Kees
© Kathy Williams 2001

ISBN 978-1-903853-02-3 (This book is sold together with a CD; the book and CD are not available separately)

Printed by Dardedze Holography in Latvia
First published 2001, reprinted 2003, 2005, 2007 and 2009.
10 9 8 7 6 5

The right of Kathy Williams to be identified as the author of this work has been asserted by her in accordance with the Copyright, Designs and Patents Act 1988.

C'est Français! contains 69 photocopiable pages. These pages have the phrase 'This sheet may be photocopied for use by the purchasing institution only' at the bottom. They may be photocopied by the purchasing institution or individual teachers for classroom use only, without consent from the publisher. This material may not be reproduced in any other form or for any other purpose, without the prior permission of the publisher.

Introduction


C'est Français! is designed for non-specialist teachers of foreign languages. The scheme aims to encourage primary school pupils to enjoy learning French, and to communicate in speech and writing through the acquisition of simple grammar and a variety of vocabulary.

Each of the 18 units has teachers' notes and photocopiable pupil worksheets. Each unit addresses several learning objectives, allowing for the material to be taught over several lessons or as a whole. Grammar teaching is approached through the context of the unit theme, for example 'un/une' in the context of animals and adjectives in the unit about clothes. There is progression through the units, but they can equally be selected for use in a different order, to complement classwork in maths or English, for example.

The 'Key words – Mots clés' in the teachers' notes for each unit contain the language that pupils should learn. Frequent references are made to relevant units elsewhere in the book where the same key language also appears. Additional vocabulary may be required to meet pupils' particular interests and some of the activities require the use of a French–English dictionary.

The 'Activities' sections are written as suggested lessons and provide readily accessible teaching plans that can be adapted and altered to suit individual needs. The 'Further activities' are not always more difficult; they provide further suggested ways of working within the unit if more time is available, and include ideas for successful classroom displays, as well as larger group or whole school exercises. All the worksheets may be adapted and modified to suit individual pupils. Several are designed to be cut up to make flashcards or games. These sheets would benefit from enlargement and/or lamination.






The 'Glossary' includes notes on basic grammar points raised in the units and some relevant background information. A complete listing of the 'Key words – Mots clés' is on pages 121–123.

A CD accompanies this book to help non-specialist teachers to teach French by modelling pronunciation, providing questions for comprehension and giving model answers. Where the CD is part of the lesson plan the symbol  is shown on the teachers' notes. In addition the CD contains eight traditional French songs. A transcript of the CD is on pages 110–118. English translations of the songs can be found on pages 119–120.

Many opportunities exist to link the study of French through **C'est Français!** to other curriculum areas: literacy and numeracy, ICT, technology, geography, music, art and sport. Pupils can collaborate with others in pairs and groups and expand their cultural awareness. Above all, pupils can experience through learning a foreign language, a sense of personal achievement which they can carry forward into their secondary school language learning.

Contents

Introduction	3
Unit 1	Bonjour	6
1a	Bonjour	7
1b	Dis	8
1c	Une conversation	9
Unit 2	En classe	10–11
2a	En classe	12
2b	Mes affaires à l'école	13
Unit 3	La semaine	14
3a	Les jours de la semaine	15
3b	Lundi matin 🎵	16
3c	Les jours de la semaine	17
Unit 4	Les saisons et le temps	18–19
4a	Le temps	20
4b	Quel temps fait-il aujourd'hui?	21
4c	Les saisons	22
4d	Quel temps fait-il en été?	23
Unit 5	Les chiffres 0–20	24–25
5a	Les chiffres 1–10	26
5b	(Grille) les chiffres	27
5c	Comptons jusqu'à 20	28
5d	Un, deux, trois ... 🎵	29
Unit 6	Je me présente	30
6a	Les gens (flashcards)	31
6b	Je me présente	32
6c	Où habites-tu?	33
Unit 7	Dans la maison	34–35
7a	Dans la maison	36
7b	Où est Pierre?	37
7c	Dans ma chambre	38
Unit 8	C'est quand ton anniversaire?	39–40
8a	Les mois de l'année	41
8b	C'est quand ton anniversaire? 🎵	42
8c	Mon beau sapin 🎵	43
8d	Les fêtes, les mois, les jours et les saisons	44
8e	C'est Noël	45
Unit 9	Les pays du monde	46–47
9a	J'habite en	48
9b	De quelle couleur est le drapeau français?	49
9c	On parle des couleurs	50
Unit 10	Tu aimes les animaux?	51–52
10a	Les animaux domestiques (flashcards)	53
10b	Les animaux domestiques	54
10c	Tu aimes les animaux?	55
10d	Il est petit et orange... ..	56

Unit 11	Ma famille	57–58
11a	Voici mon père, voici ma mère	59
11b	Tu as des frères et sœurs?	60
11c	Frères et sœurs	61
11d	J'ai les yeux marron	62
11e	Frère Jacques 	63
Unit 12	En vacances	64–65
12a	En vacances	66
12b	Où vas-tu en vacances?	67
12c	Le transport (flashcards)	68
12d	Le jeu du transport	69
12e	Un kilomètre à pied 	70
Unit 13	Ma journée	71–72
13a	Le temps – flashcards	73
13b	Mon temps libre	74
13c	La routine journalière (flashcards)	75
13d	Ma journée à l'école	76
13e	Mon emploi du temps	77
13f	Meunier, tu dors 	78
Unit 14	On mange!	79–80
14a	Pour un pique-nique	81
14b	Tu veux un pique-nique?	82
14c	Au café	83
14d	Vous avez choisi?	84
14e	Les chiffres 20–100+	85
Unit 15	Je fais du sport	86–87
15a	La tête, l'épaule ... 	88
15b	Le corps humain	89
15c	Les cartes	90
15d	Je fais de la gymnastique	91
15e	Un camembert de sports	92
Unit 16	Les vêtements	93–94
16a	Les vêtements	95
16b	Dominoes	96
16c	Je porte...	97
Unit 17	Dans ma ville	98–99
17a	Snap	100
17b	Qu'est-ce que c'est?	101
17c	Dans la ville de Paris	102
17d	Sur le pont d'Avignon/Le furet 	103
Unit 18	Fiche personnelle	104
18a	Une fiche personnelle	105
Glossary	106–109
Transcript of CD	110–118
English translations of songs	119–120
Mots clés – Key words	121–123

Learning objectives

Pupils will be able to:

- * Say hello and introduce themselves
- * Greet people
- * Use the alphabet in French

Resources needed

- * Sheets 1a, 1b, 1c
- * French name cards.

Activities

- * ? Introduce 'Bonjour'. Pupils repeat the word. You could move around the class and shake hands with individuals saying 'Bonjour,' encouraging them to reply. Explain greeting customs: shaking hands, kissing on both cheeks.
- * ? Introduce 'Comment tu t'appelles?' for recognition, and reply 'Je m'appelle ...' Pause the CD to allow the children to respond. On Sheet 1a pupils can fill in their picture frame and copy the sentences.
- * ? Introduce the phrases 'Ça va?' and 'Ça va bien merci.' Pupils repeat the question and answer. They could question each other and give the response.
- * ? Introduce 'Au revoir.' Pupils repeat it. Mix with 'Bonjour' to practise.
- * Distribute cards from sheet 1b. Pupils say the word or phrase that they have on their card. Work together to build up a dialogue together by putting the phrases into a logical sequence. Sheet 1c gives a completed dialogue.
- * ? Listen to the alphabet in French. Spell the name of someone in the class in French – first person to guess the name correctly wins a point. Play in teams. Pupils could take the role of caller. Additional words are spelt on the CD. Point out that the 'c' in 'français' has an 's' sound because of the cedilla. Listen to how it is pronounced on the recording.
- * Pupils spell out their own names for a partner to write exactly as they say. They could use French name cards for additional practice.

Further activities


- * Give each pupil a card with a 'new' French name. They introduce themselves using 'Je m'appelle ...' (see sheet 6a for sample names).
- * Pupils 'meet' each other around the group using as many phrases as possible in a conversation (with or without reference to sheet 1c). The question 'Comment tu t'appelles?' could be incorporated into the dialogues.
- * Using photographs, pupils mount their picture with 'Bonjour, je m'appelle ...' beneath it, round it etc. Make a class display.

Mots clés – Key words

bonjour	hello
au revoir	goodbye
je m'appelle...	my name is...
ça va?	how are you?
ça va bien	I'm fine
merci	thank you
comment tu t'appelles?	what is your name?


Bonjour

Hello




Bonjour.
Je m'appelle Sophie.

Bonjour.
Je m'appelle Christophe.



Dessine-toi et recopie les phrases:
Draw yourself and copy the sentences:



Dis

Say



dis:

Hello

say:

dis:

How are you?

say:

dis:

I'm very well

say:

dis:

Thank you

say:

dis:

My name is ...

say:

dis:

Goodbye


say:

Une conversation


A conversation



Bonjour.
Je m'appelle
Marc.




Bonjour.
Je m'appelle
Sylvie.



Ça va?

Ça va
bien, merci.



Au revoir.

Au revoir.

